


Unleash Your Creativity: A Comprehensive Guide to Painting Techniques for Sketching and Journaling

For artists, writers, and anyone who loves to express themselves through art, painting is an incredibly versatile and rewarding medium. Whether you're a seasoned sketcher or a novice journaler, painting techniques can elevate your creative pursuits to new heights. This comprehensive guide will provide you with everything you need to know about painting techniques for sketching and journaling, from the basics to advanced tips.



No Excuses Watercolor: Painting Techniques for Sketching and Journaling by Gina Rossi Armfield

★★★★☆ 4.4 out of 5

Language : English
File size : 71002 KB
Text-to-Speech : Enabled
Screen Reader : Supported
Enhanced typesetting : Enabled
X-Ray : Enabled



Get Started: Essential Painting Materials

- **Paints:** Watercolor, acrylic, and gouache are popular choices for sketching and journaling due to their versatility and portability.
- **Brushes:** Choose brushes with different shapes and sizes to create a variety of effects.
- **Paper:** Watercolour paper or mixed media paper is recommended for its absorbency and durability.
- **Water container:** For watercolor and gouache, a container of water is essential for mixing and cleaning.
- **Palette:** A palette provides a handy surface for mixing and holding paint colors.

Painting Techniques for Sketching

Incorporating painting techniques into your sketches can add depth, texture, and vibrancy to your artwork. Here are a few essential techniques to try:

Washes


Washes are transparent layers of paint that can create subtle gradients or bold blocks of color. To create a wash, simply dilute your paint with water and apply it to your paper with a brush.

Glazing

Glazing is a technique where you apply multiple thin layers of paint, allowing each layer to dry before applying the next. This creates depth and luminosity in your artwork.

Scumbling

Scumbling involves applying a thin, dry brush of paint over a dried layer. This technique creates a textured, opaque effect.



Painting Techniques for Journaling

Painting can be an expressive and personal addition to journaling, allowing you to capture your thoughts, feelings, and experiences in a unique and meaningful way. Here are some painting techniques specifically tailored for journaling:

Collage Painting

Collage painting involves gluing pieces of paper, fabric, or other materials onto your journal page and painting over or around them. This technique creates a layered and textured effect.

Mixed Media

Combining painting with other art media such as drawing, writing, or collage can create unique and captivating journal entries. Experiment with different combinations to find what resonates with you.

Ink and Wash

Ink and wash is a versatile technique that combines the expressive qualities of ink with the fluidity of watercolor. Use a dip pen or brush to apply ink, and then add washes of watercolor to create shading and texture.




Advanced Tips

- **Practice regularly:** As with any skill, practice is key to improving your painting techniques.
- **Experiment with different colors and textures:** Don't be afraid to mix and match colors and experiment with different types of paper and brushes to create unique effects.
- **Use reference materials:** Photos, books, or online resources can provide inspiration and help you capture details accurately.

- **Be patient:** Painting takes time and patience. Don't get discouraged if your first attempts don't turn out as you hoped. Keep practicing and you'll see improvement over time.
- **Have fun:** Most importantly, have fun with the process! Painting should be an enjoyable and creative experience.

Whether you're a seasoned artist or just starting out, painting techniques can open up a world of possibilities for your sketching and journaling. By mastering the basics and experimenting with advanced techniques, you can elevate your creative expression and create truly unique and meaningful works of art. So grab your brushes and paints, and let your imagination roam free!




No Excuses Watercolor: Painting Techniques for Sketching and Journaling

by Gina Rossi Armfield

★★★★☆ 4.4 out of 5


Language	: English
File size	: 71002 KB
Text-to-Speech	: Enabled
Screen Reader	: Supported
Enhanced typesetting	: Enabled
X-Ray	: Enabled
Print length	: 329 pages





Unveiling the Secrets of Ice Sheets: A Comprehensive Guide to Springer Praxis

Ice sheets, vast blankets of ice that cover entire continents, have captivated the scientific community for centuries. Their intricate dynamics and profound influence on our...



Poisoned Apples: Poems For You My Pretty

A collection of dark and twisted poems about love, loss, and revenge. Table of Contents Section 1: Love Section 2: Loss Section 3:...