


Cursive Handwriting for Kids: The Ultimate Guide to Teaching Your Child Beautiful Penmanship

In today's digital age, it's easy to overlook the importance of handwriting. But did you know that cursive handwriting has numerous benefits for children, including improved fine motor skills, increased brain activity, and better reading comprehension?



CURSIVE HANDWRITING BOOK FOR KIDS: preschool italic writing book birthday mother's day father's day christmas special days for girls and boys activity

by sevki kuruoglu

★★★★☆ 4.6 out of 5

Language : English

File size : 689 KB

Screen Reader : Supported

Print length : 226 pages

Lending : Enabled



If you're looking for a fun and effective way to teach your child cursive handwriting, look no further! Our comprehensive guide covers everything you need to know, including:

- Step-by-step instructions on how to form each cursive letter
- Printable worksheets for extra practice

- Expert tips from experienced teachers

With our help, your child will master cursive writing in no time! And the best part is, they'll have a blast ng it.

Why Teach Cursive Handwriting?

There are many reasons why you should teach your child cursive handwriting. Here are just a few:

- **Improved fine motor skills.** Cursive handwriting requires children to use their fine motor skills to control the pen and form letters. This helps to strengthen their muscles and improve their coordination.
- **Increased brain activity.** Cursive handwriting involves both the left and right hemispheres of the brain. This helps to improve brain connectivity and overall cognitive function.
- **Better reading comprehension.** Cursive handwriting helps children to develop a better understanding of the flow and rhythm of language. This can lead to improved reading comprehension and fluency.

In addition to these benefits, cursive handwriting is also a beautiful and timeless skill. It's a skill that your child will be proud of and use for the rest of their lives.

How to Teach Cursive Handwriting

Teaching cursive handwriting can be a fun and rewarding experience. Here are a few tips to get you started:

- **Start with the basics.** Before you can teach your child cursive handwriting, they need to have a solid foundation in printing. Make sure they can confidently print all of the lowercase and uppercase letters before moving on to cursive.
- **Use a pencil and paper.** Cursive handwriting is best learned with a pencil and paper. This will give your child the freedom to make mistakes and erase them without having to worry about smudging or tearing the paper.
- **Break it down into small steps.** Don't try to teach your child all of the cursive letters at once. Start with a few letters and gradually add more as they master them.
- **Be patient and encouraging.** Learning cursive handwriting takes time and practice. Be patient with your child and encourage them along the way.

Cursive Handwriting Worksheets

In addition to the tips above, we've also created a set of printable cursive handwriting worksheets to help you teach your child. These worksheets include step-by-step instructions on how to form each letter, as well as plenty of practice space.

To download the worksheets, simply click on the link below.

Cursive Handwriting Worksheets

Expert Tips


Here are a few expert tips from experienced teachers on how to teach cursive handwriting:

- **Use a slant board.** A slant board can help your child to maintain the correct angle for cursive writing.
- **Use a pencil grip.** A pencil grip can help your child to hold the pencil correctly and reduce fatigue.
- **Make it fun!** Cursive handwriting should be a fun and enjoyable experience for your child. Play games, sing songs, and make up stories to help them learn.

Teaching your child cursive handwriting is a rewarding experience. With a little patience and practice, your child will be writing beautiful cursive in no time!

So what are you waiting for? Get started today with our comprehensive guide and printable worksheets.

Happy writing!



CURSIVE HANDWRITING BOOK FOR KIDS: preschool italic writing book birthday mother's day father's day christmas special days for girls and boys activity

by sevki kuruoglu

★★★★☆ 4.6 out of 5

Language : English

File size : 689 KB


Screen Reader : Supported

Print length : 226 pages

Lending : Enabled


FREE

DOWNLOAD E-BOOK



Unveiling the Secrets of Ice Sheets: A Comprehensive Guide to Springer Praxis

Ice sheets, vast blankets of ice that cover entire continents, have captivated the scientific community for centuries. Their intricate dynamics and profound influence on our...



Poisoned Apples: Poems For You My Pretty

A collection of dark and twisted poems about love, loss, and revenge. Table of Contents Section 1: Love Section 2: Loss Section 3:...